


The Energy Educator



ENERGY MANAGEMENT

YEAR 13

Walla Walla Public Schools
364 S. Park
Walla Walla, WA 99362
Phone: 509-520-7987
Fax: 509-527-4553
Email: jbutenhoff@wwps.org

The Energy Management Program

Purpose: To avoid wasting utilities in order to save money to be used for instructional needs.


Guiding Rules:

- Do not interfere with the classroom instructional program.
- Do not light areas that are not in use.
- Do not heat or cool unoccupied areas. Establish and practice equipment shutdown procedures for daily and holiday savings.

Three Steps to Energy Savings

1. Turn off lights when you leave the room.
2. Turn off all electronic equipment at the end of the day.
3. Turn off or setback the thermostat every day.

Settings for Setback: Heating 55 Degrees/Cooling 90
(Fans set on Auto.)



Special points of interest:

- There was a total reduction of \$105,000 in energy costs in the 1st year of the Energy management program.
- The Energy Management program uses Energy CAP software to track utilities and Automated Logic: Supervision to control energy systems.
- Utilities Tracked: Electricity, Gas, Water / Sewer/, Sanitation.
- Energy Saving Achievements this far: Reduced water meter usage in WA-HI's Agriculture field will save more than \$20,000.00 annually. Rebated \$35,000.00 on an sewer charges at WA-HI. Rebated \$2,500.00 on overcharged water meter at Prospect Point. Rebated \$10,000.00 on overcharged water meter at WA-HI. Rebated \$800.00 on overcharged water meter at Pioneer Middle School. Removal of 4 meters that were not being used, but were being charged for. Reduction of \$200.00 to \$500.00 monthly on sanitation charges at various schools.
- Energy rate increases have totaled over \$ 711,000 in additional costs.
- Over the 12 years WWPS Energy Management Program has saved over 24% and 3.6 Million dollars.

ENERGY STAR RATINGS


Building Rating
Larger the number the Greater Energy Efficiency/Scale: 1-100

EDISON	94	GREEN PARK	87	BERNEY	83	SHARPSTEIN	82
PROSPECT P.	85	PIONEER	78	BLUE RIDGE	93	GARRISON	93
WA-HI	48	LINCOLN	85	ADMIN.	90	SUPPORT	72

Oct. 2011– Sept. 2012

	Percent Saved
ADMINISTRATION	2%
BERNEY ELEMENTARY	21%
BLUE RIDGE ELEMENTARY	31%
EDISON ELEMENTARY	6%
GARRISON MIDDLE SCHOOL	20%
GREEN PARK	16%
LINCOLN CAMPUS	16%
PIONEER MIDDLE SCHOOL	22%
PROSPECT POINT	31%
SHARPSTEIN	4%
SUPPORT SERVICES	1%
WALLA WALLA HIGH SCH.	32%
Grand Totals:	24%
Saved: \$383,888	
Electical 12%	Gas 21%
	Water 28%

Year 13 Costs: **\$1,198,574**



Base Year Costs:	\$748,288
Year 1 Costs:	\$645,033
Year 2 Costs:	\$681,280
Year 3 Costs:	\$749,180
Year 4 Costs:	\$767,412
Year 5 Costs:	\$811,367
Year 6 Costs:	\$812,237
Year 7 Costs:	\$881,543
Year 8 Costs:	\$967,473
Year 9 Costs:	\$962,116
Year 10 Costs:	\$1,083,937
Year 11 Costs:	\$1,107,411
Year 12 Costs:	\$1,183,950

Utility Rate Comparison

Electricity


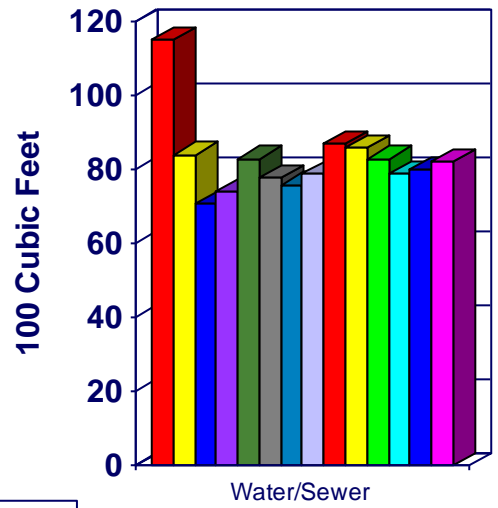
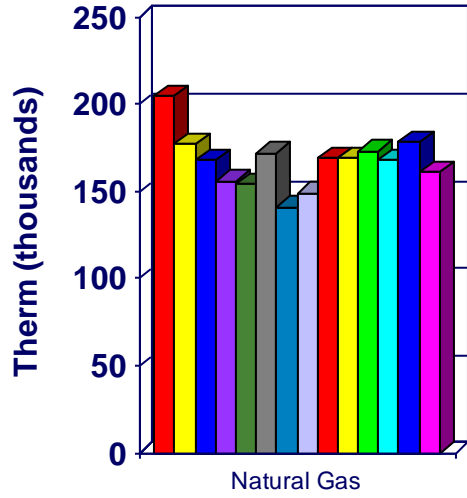
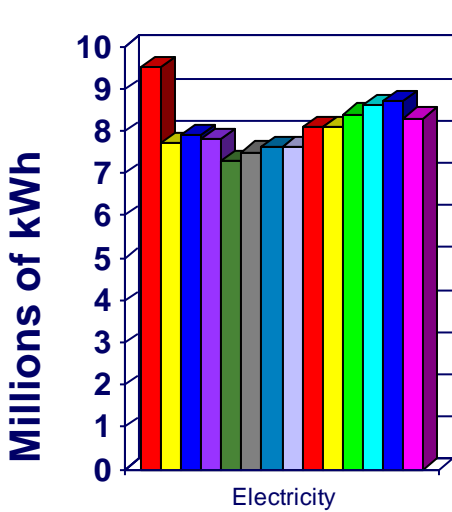
Saved 1,158,472 kWh
12% (9.5 - 8.3)

Natural Gas

Saved 43,767 therms
21% (205 - 161)

Water/Sewer

Saved 3,264 CCF
(32,641 CF)
28% (115 - 82)



Consumption Comparison

Electricity

Saved 1,158,472 kWh
12% (9.5 - 8.3)

Natural Gas

Saved 43,767 therms
21% (205 - 161)

Water/Sewer

Saved 3,264 CCF
(32,641 CF)
28% (115 - 82)

